

Cutthroat Chapter TU
Annual Membership Meeting
January 15, 2019

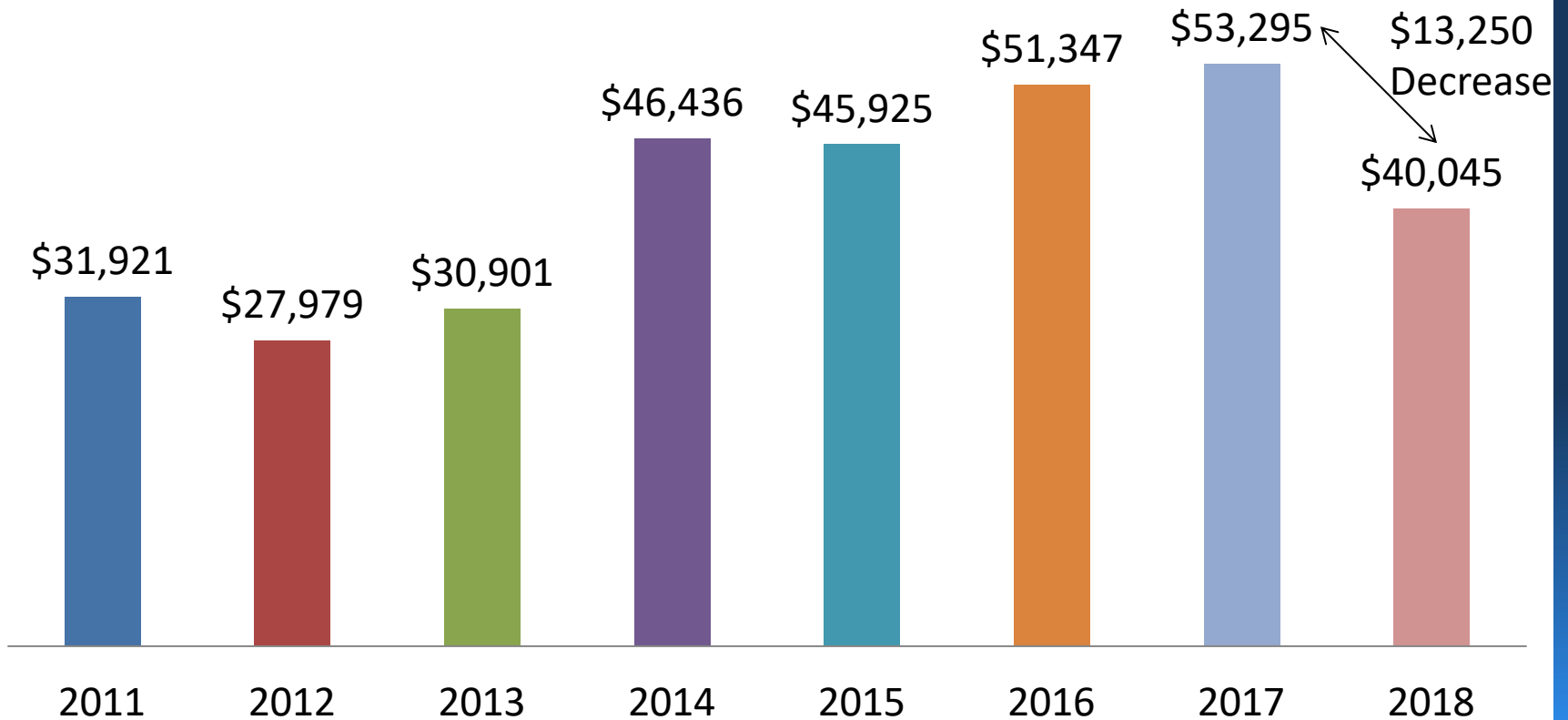


Dollars and Sense

The Hard Earned Dollars
You Contribute: Where
Does the Money Go?

CCTU Cash Balance History

Unrestricted Cash Balance



Fiscal Years Ending September 30

Why the \$13,250 Decrease?

	As of 9/30/18
Revenue:	
Donations	\$ 4,940
Kroger	\$ 3,347
Fundraising Event (Raffles & Silent Auction)	\$20,074
Other (e.g, Rebates, Merchandise Sales)	\$ 862
Total Unrestricted Revenue	\$29,223
Expenses:	
Fundraising	\$ 2,780 7%
Conservation Projects	\$30,085 71%
Education Projects	\$ 6,077 14%
General & Administrative	\$ 3,531 8%
Total Expenses	\$42,473
Net	\$13,250

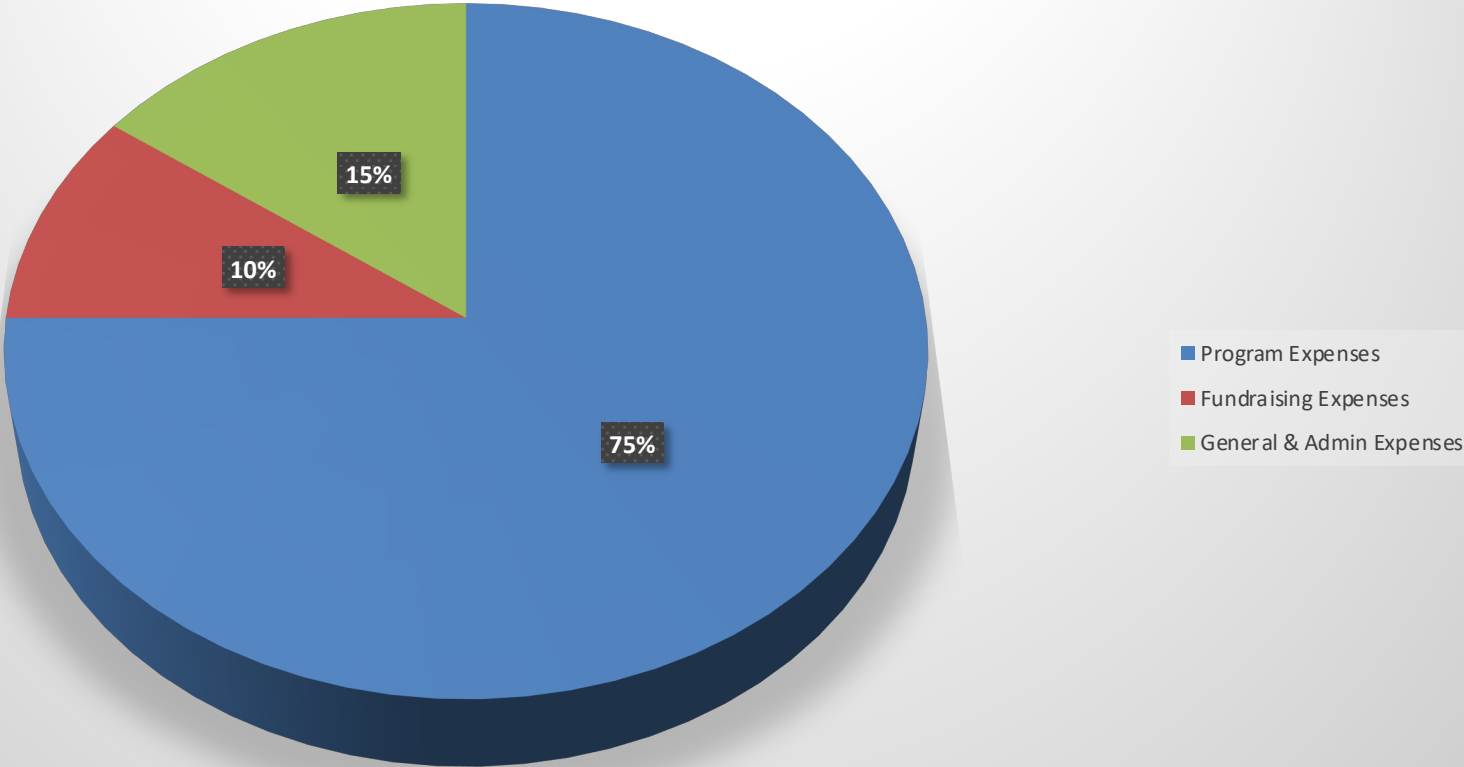
85% Programming

Why 85% Programming?

Conservation Projects:	
CPW Electro Shock Equipment	\$6,889
CUSP South Platte River Access Steps	\$6,000
Rock Creek Greenbacks Project	\$5,000
Alma River Walk Project	\$5,000
Earth Day Project – Urban Bear Creek Revegetation	\$2,500
CTU & CUSP Grants	\$4,000
Education Projects:	
CSU Scholarships	\$4,200
Youth Camp Scholarships (Sharon Lance Fund)	\$1,800

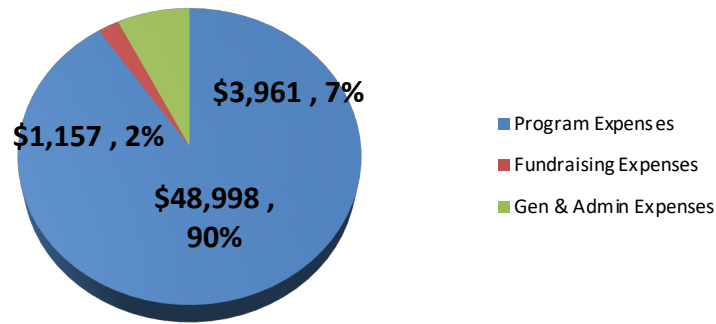
Typical Non-Profit Spending

Spending Ratios - Baseline Targets

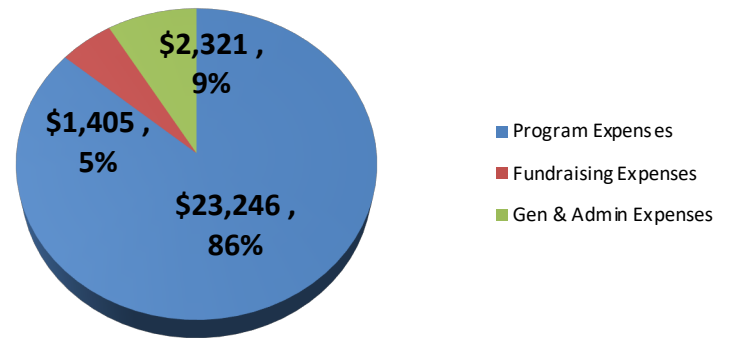


CCTU SPENDING RATIOS

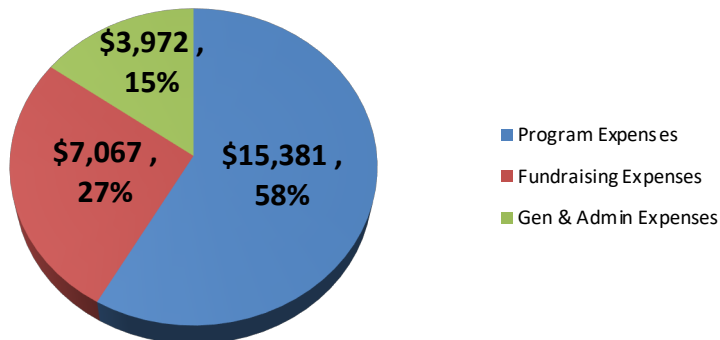
FYE 9/30/15 Actual Spending



FYE 9/30/16 Actual Spending



FYE 9/30/17 Actual Spending



FYE 9/30/18 Actual Spending

